



Commercial Replacement & Attachment Window Solutions Market Transformation Initiative

Appendix A: Logic Model

June 26, 2026

Prepared by:

Rick Dunn, Strategy Manager

Nick Fiore, Program Manager

Resource Innovations

719 Main Street, Suite A

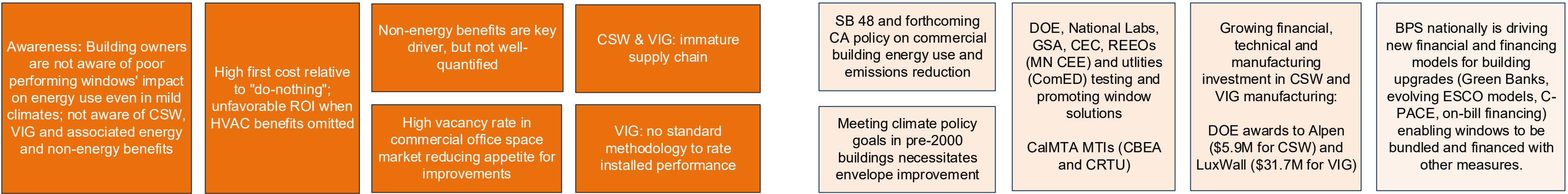
Half Moon Bay, CA 94019

(888) 217-0217

info@calmta.org

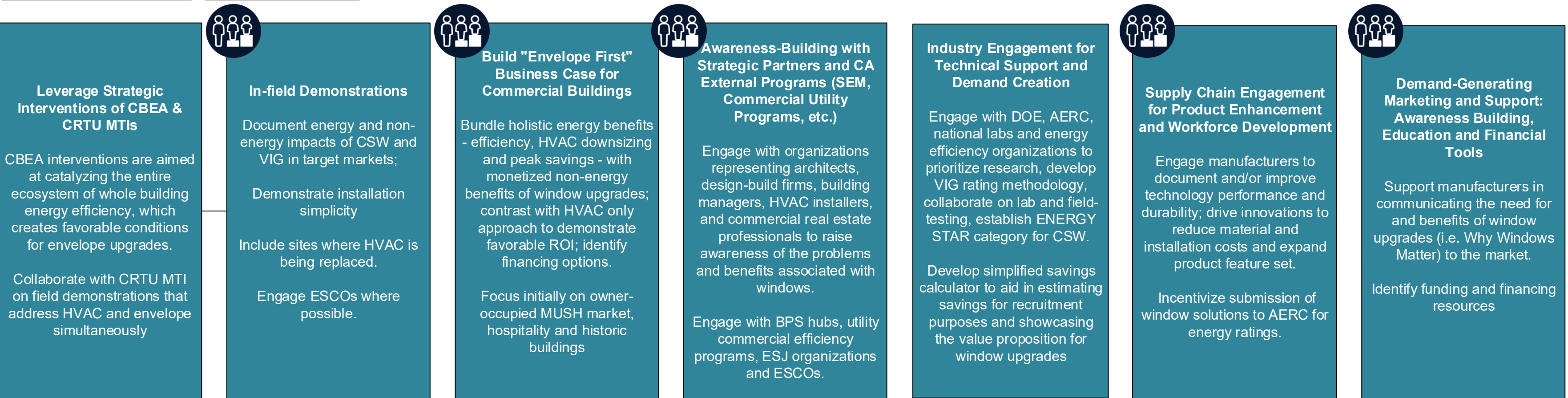
Commercial Replacement and Attachment Window Solutions (CRAWS) - Logic Model - Draft 04.27.2026

Barriers / Opportunities

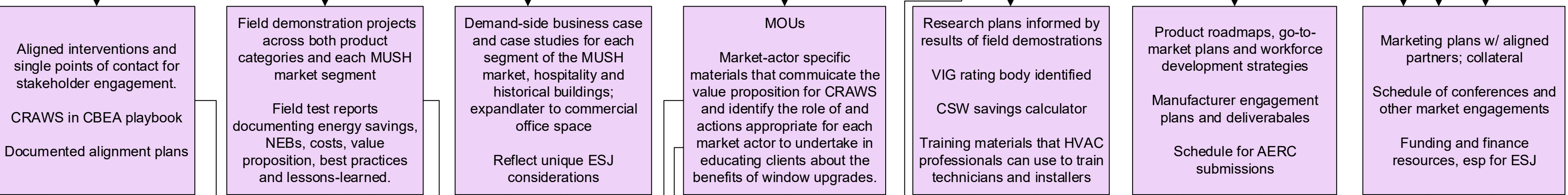


Strategic Interventions

Interventions with a focus on equity considerations

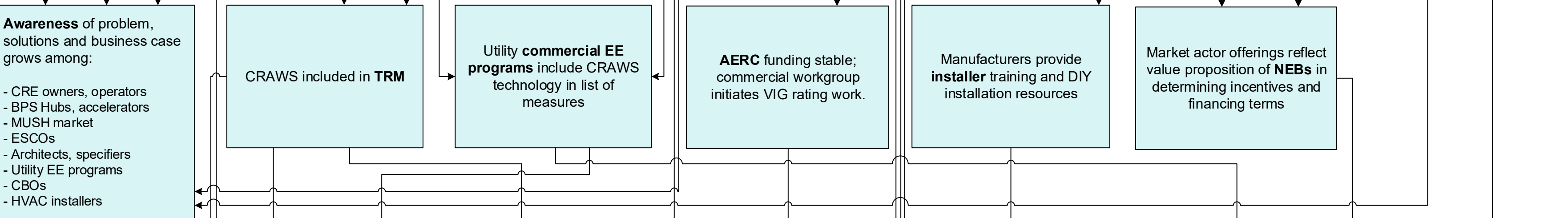


Outputs

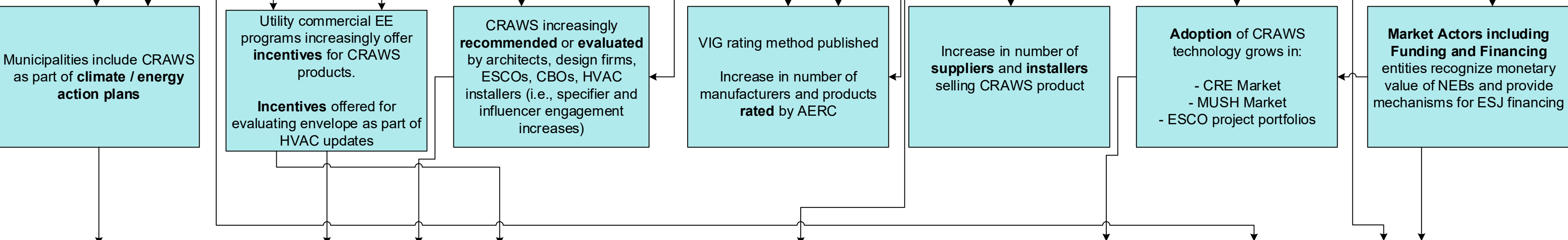


Outcomes

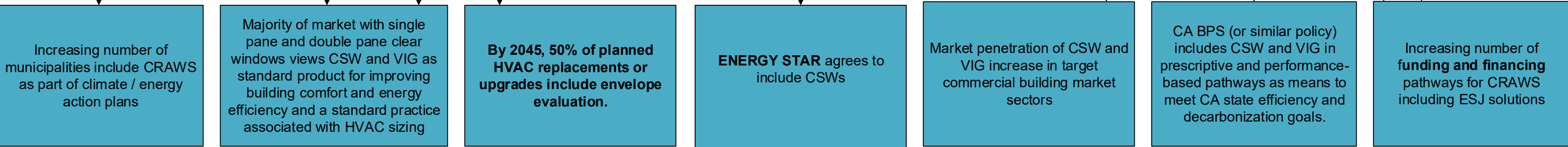
Short-Term (1-2 yrs)



Med-Term (3-5 yrs)



Long-Term (6-10+ yrs)



IMPACT

By 2047, over 14% of the existing commercial window square footage (approximately 61 million square feet) in the addressable market that currently has single-pane or double-pane clear windows, utilizes CSW in line with California's overall decarbonization targets.*

*VIG for single-pane replacement is an emerging solution. Although there is not enough data yet to model its adoption, VIG plays an important role in the MTI. This MTI will update adoption figures, milestones, and market impact statements as VIG barriers are addressed and new data becomes available.

MTI's Role

Market's Response